










| Section | Épaisseur (mm) | Largeur maximale (mm) | |
|---|-------------------|-----------------------|--|
| Plaque ondulée 76/18  | 0.8 1.0 1.1 | 1265 | Pour les longueurs et les autres sections disponibles, nous vous prions de contacter nos bureaux commerciaux |
| Plaque ondulée 177/51  | 1.0 1.2 1.4 | 1097 | |
| Omega 76.2/16  | 0.8 1.0 | 1266 | |
| Plaque grecquée 76/18  | 0.8 1.0 1.1 | 1265 | |
| Plaque grecquée 112/28  | 1.0 1.2 | 1225 | |
| Plaque grecquée 333/38  | 1.0 1.2 | 1020 | |
| Plaque grecquée 250/40  | 1.0 | 1050 | |